

Uninterruptible power supply - TRIO-UPS/1AC/24DC/ 5 - 2866611

Please be informed that the data shown in this PDF Document is generated from our Online Catalog. Please find the complete data in the user's documentation. Our General Terms of Use for Downloads are valid (<http://phoenixcontact.com/download>)



Uninterruptible power supply with integrated power supply unit, 5A, in combination with MINI-BAT/24/DC/1.3 AH, QUINT-BAT/24DC 3,4AH, 7,2AH or 12 AH

Product Description

The TRIO UPS module with integrated power supply is particularly space-saving: UPS module and power supply in one housing. Only one energy storage is required to complete the UPS system.

Energy storage with lead AGM technology buffers failures lasting up to two hours with 5 A load current.

Your advantages

- Autonomous – in the event of AC mains failure the industrial PC continues operating without interruption
- Time saving – when the supply voltage is restored, the industrial PC starts automatically



Key Commercial Data

Packing unit	1 pc
GTIN	
GTIN	4046356311809

Technical data

Dimensions

Width	60 mm
Height	130 mm
Depth	118 mm

Ambient conditions

Degree of protection	IP20
Ambient temperature (operation)	-25 °C ... 70 °C (> 55° C derating : 2.5%/K)
Ambient temperature (storage/transport)	-40 °C ... 80 °C
Max. permissible relative humidity (operation)	95 % (at 25 °C, non-condensing)
Climatic class	3K3 (in acc. with EN 60721)
Degree of pollution	2

Uninterruptible power supply - TRIO-UPS/1AC/24DC/ 5 - 2866611

Technical data

Input data

Nominal input voltage range	100 V AC ... 240 V AC
AC input voltage range	85 V AC ... 264 V AC (Derating < 90 V AC: 2.5%V)
Input voltage range DC	100 V DC ... 350 V DC (UL508: 100 ... 250 V)
Buffer time	adjustable: 0.5 min; 1 min; 2 min; 3 min; 5 min; 10 min; 15 min; 20 min; PC-Mode
Current consumption	1.1 A (230 V AC, maximum)
	1.8 A (120 V AC, maximum)
Inrush current limiting/I ² t	< 1.3 A ² s
Mains buffering	see diagram
Typical response time	150 ms (230 V AC)
	200 ms (120 V AC)
Power factor (cos phi)	approx. 0.5
Protective circuit	Transient surge protection Varistor
Input fuse, integrated	6.3 A (slow-blow, internal)

Output data

Nominal output voltage	24 V DC
Setting range of the output voltage (U _{Set})	22.5 V DC ... 29.5 V DC (Network operation; in the buffer mode, dependent on the battery voltage of 27.9 V DC ... 19.2 V DC)
Nominal output current (I _N)	5 A (-25 °C ... 55 °C)
Derating	55 °C ... 70 °C (2.5%/K)
Output current limit	max. 6 A (Mains operation)
Control deviation	< 1 % (change in load, static 10 % ... 90 %)
Efficiency	> 88 % (230 V AC, network operation)
	> 86 % (120 V AC, network operation)
	> 86 % (Battery operation)
Residual ripple	< 10 mV _{PP}
Peak switching voltages nominal load	< 25 mV _{PP}
Connection in parallel	Yes, 2
Surge protection against internal surge voltages	Yes, < 35 V DC
Feedback resistance	35 V DC

General

IQ technology	no
Net weight	1.1 kg
Memory medium	External, battery 1.3 Ah / 3.4 Ah / 7.2 Ah / 12 Ah
Operating mode	
Insulation voltage input/output	4 kV (type test)
	2 kV (routine test)
Protection class	I
	> 596000 h (40 °C)
Mounting position	horizontal DIN rail NS 35, EN 60715

Uninterruptible power supply - TRIO-UPS/1AC/24DC/ 5 - 2866611

Technical data

General

Assembly instructions	alignable: horizontally 0 mm, vertically 50 mm
-----------------------	------------------------------------------------

Connection data, input

Connection method	Screw connection
Conductor cross section solid min.	0.2 mm ²
Conductor cross section solid max.	2.5 mm ²
Conductor cross section flexible min.	0.2 mm ²
Conductor cross section flexible max.	2.5 mm ²
Conductor cross section AWG min.	24
Conductor cross section AWG max.	12
Screw thread	M3

Connection data, output

Connection method	Screw connection
Conductor cross section solid min.	0.2 mm ²
Conductor cross section solid max.	2.5 mm ²
Conductor cross section flexible min.	0.2 mm ²
Conductor cross section flexible max.	2.5 mm ²
Conductor cross section AWG min.	24
Conductor cross section AWG max.	12
Stripping length	8 mm
Screw thread	M3

Connection data for signaling

Conductor cross section solid min.	0.2 mm ²
Conductor cross section solid max.	2.5 mm ²
Conductor cross section flexible min.	0.2 mm ²
Conductor cross section flexible max.	2.5 mm ²
Conductor cross section AWG min.	24
Conductor cross section AWG max.	12
Screw thread	M3

Charging process

Charge characteristic curve	I/U characteristic curve
Battery presence check/time interval	60 s
Charge current	0.2 A ... 1.5 A (Default 1.0 A)
End-of-charge voltage	25 V DC ... 30 V DC (Default 27.6 V DC)
Temperature compensation	0 mV/K ... 200 mV/K (42 mV/K by default)
Quality check of battery	4 h ... 200 h (Default 12 h)
Deep discharge protection	18 V DC ... 21 V DC (Default 19.2 V DC)
Alarm signaling threshold	18 V DC ... 30 V DC (Default 20.4 V DC)

Standards and Regulations

Uninterruptible power supply - TRIO-UPS/1AC/24DC/ 5 - 2866611

Technical data

Standards and Regulations

Electromagnetic compatibility	Conformance with EMC Directive 2014/30/EU
Noise emission	EN 55011 (EN 55022)
Noise immunity	EN 61000-6-2:2005
Connection in acc. with standard	CUL
Standards/regulations	EN 61000-4-2
Contact discharge	6 kV
Standards/regulations	EN 61000-4-3
Frequency range	80 MHz ... 2 GHz
Test field strength	10 V/m
Standards/regulations	EN 61000-4-4
Comments	Criterion B
Standards/regulations	EN 61000-6-3
	EN 61000-4-6
Frequency range	10 kHz ... 80 MHz
Voltage	10 V
Standards/regulations	EN 61000-4-11
Low Voltage Directive	Conformance with LV directive 2006/95/EC
Standard - Electrical safety	EN 60950-1/VDE 0805 (SELV)
Standard – Electronic equipment for use in electrical power installations and their assembly into electrical power installations	EN 50178/VDE 0160 (PELV)
Standard – Safety extra-low voltage	EN 60950-1 (SELV)
	EN 60204 (PELV)
Standard - Safe isolation	DIN VDE 0100-410
Standard – Protection against shock currents, basic requirements for protective separation in electrical equipment	EN 50178
Standard – Limitation of mains harmonic currents	EN 61000-3-2
Shipbuilding approval	DNV GL (EMC B)
UL approvals	UL/C-UL listed UL 508
	UL/C-UL Recognized UL 60950-1
Shock	18 ms, 30g, in each space direction (according to IEC 60068-2-27)
Vibration (operation)	< 15 Hz, amplitude ±2.5 mm (according to IEC 60068-2-6)
	15 Hz ... 150 Hz, 2.3g, 90 min.
Rail applications	EN 50121-4

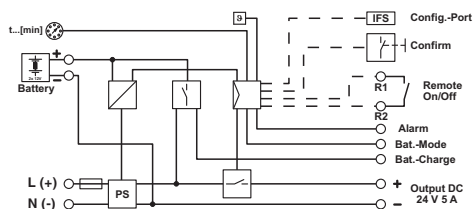
Environmental Product Compliance

China RoHS	Environmentally Friendly Use Period = 25;
	For details about hazardous substances go to tab "Downloads", Category "Manufacturer's declaration"

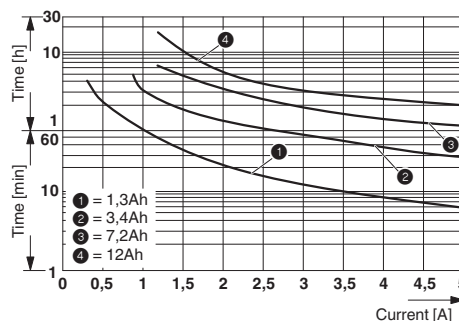
Drawings

Uninterruptible power supply - TRIO-UPS/1AC/24DC/ 5 - 2866611

Block diagram



Diagram



Approvals

Approvals

Approvals

DNV GL / PRS / UL Listed / UL Recognized / cUL Recognized / cUL Listed / EAC / EAC / cULus Recognized / cULus Listed


Ex Approvals

Approval details


DNV GL		http://exchange.dnv.com/tari/	TAA00000A2
PRS		http://www.prs.pl/	TE/2104/880590/16
UL Listed		http://database.ul.com/cgi-bin/XYV/template/LISEXT/1FRAME/index.htm	FILE E 123528
UL Recognized		http://database.ul.com/cgi-bin/XYV/template/LISEXT/1FRAME/index.htm	FILE E 211944
cUL Recognized		http://database.ul.com/cgi-bin/XYV/template/LISEXT/1FRAME/index.htm	FILE E 211944

Uninterruptible power supply - TRIO-UPS/1AC/24DC/ 5 - 2866611

Approvals

cUL Listed		http://database.ul.com/cgi-bin/XYV/template/LISEXT/1FRAME/index.htm	FILE E 123528
------------	-----------------------------------------------------------------------------------	-------------------------------------------------------------------------------------------------------------------------------------------------------	---------------

EAC		EAC-Zulassung
-----	-----------------------------------------------------------------------------------	---------------

EAC		RU C- DE.A*30.B.01082
-----	-----------------------------------------------------------------------------------	--------------------------

cULus Recognized		
------------------	-----------------------------------------------------------------------------------	--

cULus Listed		
--------------	-------------------------------------------------------------------------------------	--

Phoenix Contact 2019 © - all rights reserved
<http://www.phoenixcontact.com>

PHOENIX CONTACT GmbH & Co. KG
Flachsmarktstr. 8
32825 Blomberg
Germany
Tel. +49 5235 300
Fax +49 5235 3 41200
<http://www.phoenixcontact.com>